

QUICK REFERENCE

Abbreviated Guide To Navigation Rules Of the Road

Based on the *Navigation Rules International – Inland* (Commandant Instruction M16672.2D, 1999)

DEFINITIONS (From Rule 3)

Vessel Engaged in Fishing – Any vessel fishing with nets, lines, trawls or other fishing apparatus that restricts maneuverability, and excluding vessels fishing with trolling lines or other fishing apparatus that does not restrict maneuverability

Vessel Not Under Command – A vessel unable to keep out of the way of other vessels because an exceptional circumstance is hindering its maneuverability (steering failure, engine breakdown, etc.)

Vessel Restricted In Its Ability To Maneuver – A vessel unable to keep out of the way of other vessels because the nature of its work is hindering its ability to maneuver (buoy tender picking up a buoy, vessel transferring persons, provisions or cargo while underway, etc.)

Underway – A vessel not at anchor, aground or made fast to the shore

Give-Way Vessel – A vessel that must change course or speed to avoid a collision with a stand-on vessel

Stand-On Vessel – A vessel that must maintain course and speed except to avoid collision with another vessel

LOOKOUT (From Rule 5)

Every vessel shall at all times maintain a proper lookout.

SAFE SPEED (From Rule 6)

All vessels must proceed at a safe speed at all times.

You must go slow enough to prevent a collision no matter what the conditions.

DETERMINING RISK OF COLLISION (From Rule 7)

Every vessel must use all available means appropriate, including lookout (eyes and ears), radar and radio, to determine if a risk of collision exists.

Steady bearing and decreasing range indicate a risk of collision.

ACTION TO AVOID COLLISION (From Rule 8)

Action to avoid collision should be taken well in advance of any potential meeting. Any course or speed change should be great enough to be obvious to any approaching vessel. Avoid a succession of small alterations of course.

NARROW CHANNELS (From Rule 9)

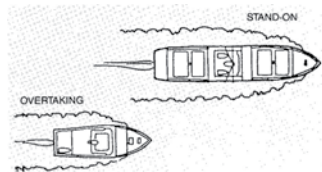
A vessel engaged in fishing shall not impede the passage of any vessel navigating in a narrow channel or fairway.

TRAFFIC SEPARATION SCHEMES (From Rule 10)

A vessel engaged in fishing shall not impede the passage of any vessel following a traffic lane.

OVERTAKING ANOTHER VESSEL

(From Rules 13 and 17)



A vessel that is being overtaken shall keep its course and speed.

RESPONSIBILITIES BETWEEN VESSELS

(From Rules 13, 18)

To determine which vessel must give-way in an approach situation, it is essential to know the hierarchy established by the Rules:

- 1st – Vessel not under command **or** vessel restricted in its ability to maneuver
- 3rd – Any vessel being overtaken
- 4th – Vessel engaged in fishing
- 5th – Vessel under sail
- 6th – Power-driven vessel

MEETING ANOTHER VESSEL HEAD-ON

(From Rules 14)

When two power-driven vessels meet on reciprocal (head-on) or nearly reciprocal courses so as to involve the risk of collision, both shall alter course to starboard so that they pass port-to-port (except as provided by Rules 9, 10 and 18)

CROSSING SITUATION (From Rules 15 and 17)

When two power-driven vessels are crossing so as to involve the risk of collision, the vessel which has the other on her own starboard side shall keep out of the way and avoid crossing ahead of the other vessel.

ACTION BY THE GIVE-WAY VESSEL

(From Rule 16)

Every vessel in sight of another and required to give way to another vessel shall, so far as possible, take early and substantial action to give way.

ACTION BY THE STAND-ON VESSEL

(From Rule 17)

When one of two vessels is required to give way, the other vessel (the stand-on vessel) shall maintain its course and speed.


Lights And Shapes

APPLICATION (From Rule 20)

Rules in this part shall be complied with in all weathers. Rules concerning lights apply from sunset to sunrise. During such times no other lights shall be exhibited, except lights that cannot be mistaken for and that do not impair the visibility or distinctive character of the lights specified in these Rules, or interfere with the keeping of a proper lookout.

The lights specified in these Rules shall also be exhibited from sunrise to sunset in restricted visibility and may be exhibited in other circumstances when deemed necessary.

The Rules concerning shapes shall be complied with by day.



Power-driven vessel
164 feet (50 meters) or
more in length underway
(Rule 23)



Power-driven vessel
less than 164 feet (50
meters) in length underway
(Rule 23)



Power-driven vessel
towing astern - towing
vessel less than 164 feet
(50 meters) in length;
length of tow exceeds 656
feet (200 meters) (Rule 24)



Power-driven vessel
pushing ahead or towing
alongside vessel less than
164 feet (50 meters) in
length (International ONLY
- Rule 24)



Vessel engaged in
fishing other than trawling –
not making way (Rule 26)

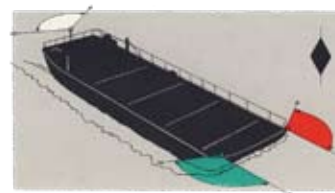


Vessel engaged in
fishing other than trawling –
making way (Rule 26)

For either of the above, where there is outlying gear extending more than 150 meters horizontally from the vessel, display an all-round white light or a cone apex upward in the direction of the gear.



Vessel 164 feet (50
meters) or more in length
engaged in trawling –
making way (Rule 26)



Vessel or object being
towed - length of tow
exceeds 656 feet (200
meters) (Rule 24)

Vessel 164 feet (50
meters) or more in length
engaged in trawling – not
making way (Rule 26)



Above -

Left: Sailing vessel underway (Rule 25)

Middle: Sailing vessel underway (less than 65.6 feet)
(Rule 25)

Right: Vessel under oars (Rule 25)

Right:
Vessel less
than 164 feet
(50 meters
in length
engaged in
trawling –
making way




Far right: Vessel less than 164 feet (50 meters) in length engaged in trawling – not making way (Rule 26)

Rules apply to both International and Inland waters unless otherwise noted

Lights And Shapes

Vessel not under command - making way
(Rule 27)



Vessel engaged in pilotage duty - underway
(Rule 29)

Vessel not under command - not making way
(Rule 27)




Vessel less than 164 feet (50 meters) engaged in pilotage duty - at anchor
(Rules 29 and 30)

Vessel less than 164 feet (50 meters) restricted in ability to maneuver - making way
(Rule 27)



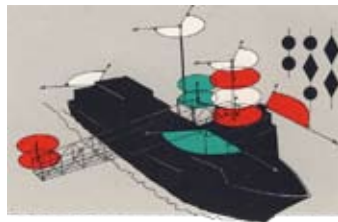
Vessel less than 164 feet (50 meters) at anchor
(Rule 30)

Vessel less than 164 feet (50 meters) restricted in ability to maneuver - at anchor
(Rule 27)



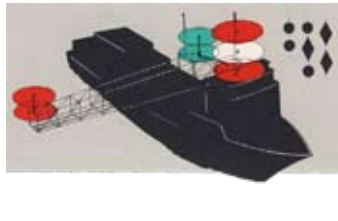
Vessel at anchor with deck illumination - required for vessels 328 feet (100 meters) or more in length
(Rule 30)

Vessel engaged in dredging or underwater operations - restricted in ability to maneuver - making way with an obstruction on the starboard side - Rule 27)



Vessel 164 feet (50 meters) or more in length - aground
(Rule 30)

Vessel engaged in dredging or underwater operations - restricted in ability to maneuver - not making way with an obstruction on the starboard side - Rule 27)



Vessel less than 164 feet (50 meters) in length - aground
(Rule 30)

Vessel constrained by its draft (International ONLY - Rule 28)



Rules apply to both International and Inland waters unless otherwise noted

QUICK REFERENCE

Abbreviated Guide To Navigation Rules Of the Road

Based on the *Navigation Rules International – Inland* (Commandant Instruction M16672.2D, 1999)

CONDUCT OF VESSELS IN RESTRICTED VISIBILITY *(From Rule 19)*

If you hear a fog signal forward of your beam, or if you detect by radar another vessel forward of your beam, take avoiding action in ample time. Unless you are overtaking, avoid if at all possible altering your course to port; whenever possible alter course to starboard. Also, adjust to a safe speed for prevailing circumstances and conditions of visibility. This includes, if necessary, taking all way off your vessel (see Rules 2, 6 and 19).

Sound Signals In Restricted Visibility

(From Rule 35 – apply to both International and Inland waters) Signal intervals are not more than 2 minutes unless otherwise noted

| | |
|---|--|
| – | Power-driven making way |
| – – | Power-driven underway but stopped, making no way |
| – •• | Vessel not under command, vessel restricted in ability to maneuver, vessel constrained by draft, sailing vessel, vessel engaged in fishing, or vessel engaged in towing or pushing |
| – ••• | Vessel being towed or last vessel of tow, if manned |
| Rapid ringing of bell for 5 seconds every minute | Anchored |
| • – • | Anchored (optional signal) |
| Rapid ringing of bell for 5 seconds followed by sounding of gong every minute | Anchored over 100 meters |
| Three strokes of bell immediately before and after an “Anchored” bell signal | Aground |
| •••• | Pilot vessel engaged in pilotage duty |

Warning and Maneuvering Signals

(From Rule 34 – apply to International and Inland waters with differences noted) Short blast signals are only sounded in sight of the other vessel, not in restricted visibility.

- International: I am altering course to starboard
Inland: I intend to leave you on my port side
- International: I am altering course to port
Inland: I intend to leave you on my starboard side
- I am operating astern propulsion
- Danger signal
- Bend signal

This guide provides only an overview of navigation rules of the road. In no instance in this publication has a complete rule from *Navigation Rules International – Inland* been reprinted.

Rule numbers cited refer to the rules from which information was extracted. This guide is not intended as a substitute for the actual *Navigation Rules International – Inland* (Commandant Instruction M16672.2D)

This publication was created by the Commercial Fishing Vessel Industry Safety Advisory Committee with the cooperation of the U.S. Coast Guard, the Alaska Marine Safety Education Association, the North Pacific Fishing Vessel Owners Association Vessel Safety Program and Crawford Nautical School.

**Note: Dash “–” is a 4 - 6 second or prolonged blast.
Dot “•” is a 1 second or short blast.**

© 2009